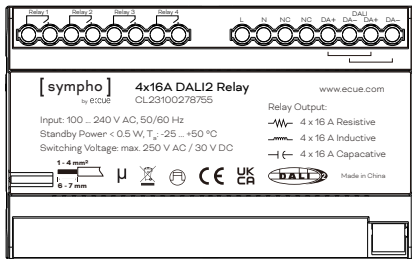


# 4x16A DALI2 Relay Instructions



## Highlights

- 4 channels relay module
- Control 4 relays separately via DALI: Loads that do not have a DALI input can be integrated in the DALI circuit. The loads can be switched on and off via DALI.
- Compatible with universal DALI systems and master controllers in the market
- DIN rail installation, compatible with standard 35mm DIN rail

## Delivery scope

- | Delivery scope             | Identcode     |
|----------------------------|---------------|
| • SYMPHO 4x16A DALI2 Relay | CL23100278755 |
| • Welcome note             |               |
| • Instructions             |               |

## Optional accessories

- |                   |             |
|-------------------|-------------|
| • SYMPL dali Node | AB444230035 |
|-------------------|-------------|

## Safety & Warnings

- ⚠ Do not install with power applied to device.
- Do not expose the device to moisture.
- Read the instructions prior to installation.

**i** For further product information and downloads see [www.ecue.com](http://www.ecue.com).

## Product specifications

Dimensions (W x H x D)	145.4 x 90 x 66.4 mm / 5.72 x 3.54 x 2.61 in
Weight	180 g
Material	PC
Mounting	On 35 mm DIN rail (EN 60715)
Installation condition	Indoor
Certificates	CE, UKCA, DALI-2, RoHS

## Electrical information

Input Power	100 ... 240 V AC, 50/60 Hz
Power Consumption	max. 0.96 W (when relay contact closes or opens)
Standby Power	< 0.5 W
Control	DALI
Stripping Length	6 ... 7 mm / 0.24 ... 0.28 in

## Interface specifications

Input	1 x DALI, wire gauge: 1 ... 4 mm <sup>2</sup>
Output	4 x relay, NC, volt-free, wire gauge: 2.5 mm <sup>2</sup> (modifiable according to real application), switching voltage: max. 250 V AC / 30 V DC, 4 DALI addresses

Load Type	Max. current
Resistive, Inductive, Capacitive	4 x 16 A

Load Type	Max. Load
Resistive, Inductive, Capacitive	4 x 3680 W @ 230 V AC 4 x 1760 W @ 110 V AC

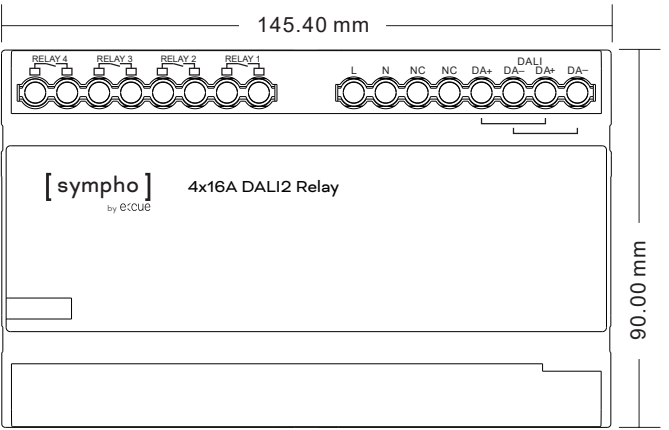
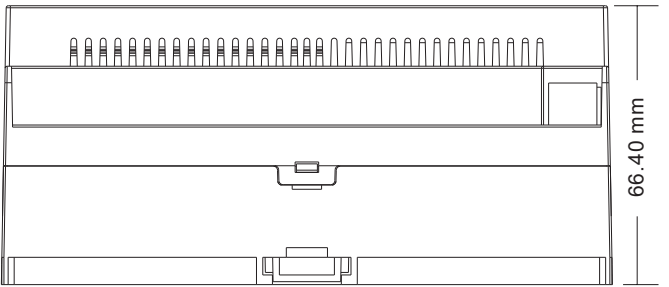
1 x DALI, wire gauge: 1 ... 4 mm<sup>2</sup>

## Environment

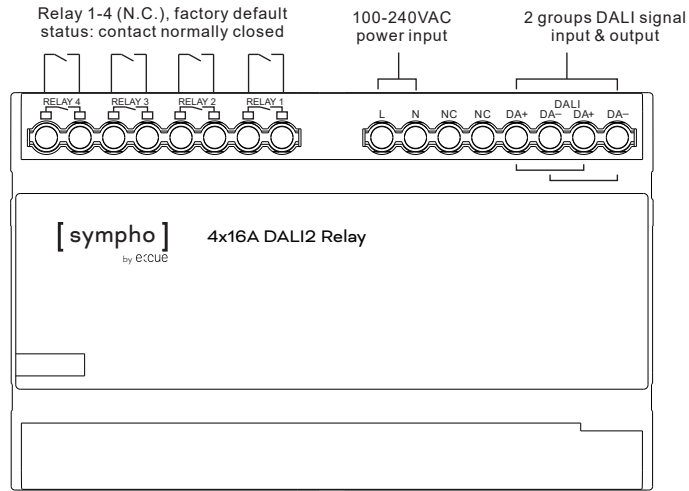
Operating Temperature Range	-25 ... 50 °C / -13 ... 122 °F
Operating Humidity	5 ... 95% (non condensing)
Storage Temperature Range	-25 ... 50 °C / -13 ... 122 °F
Storage Humidity	5 ... 95% (non condensing)



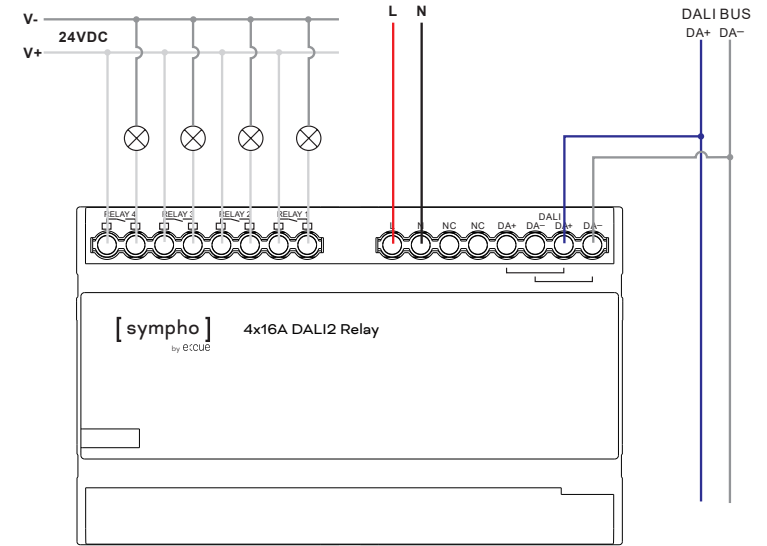
## Dimensions



## Connectors & Interfaces

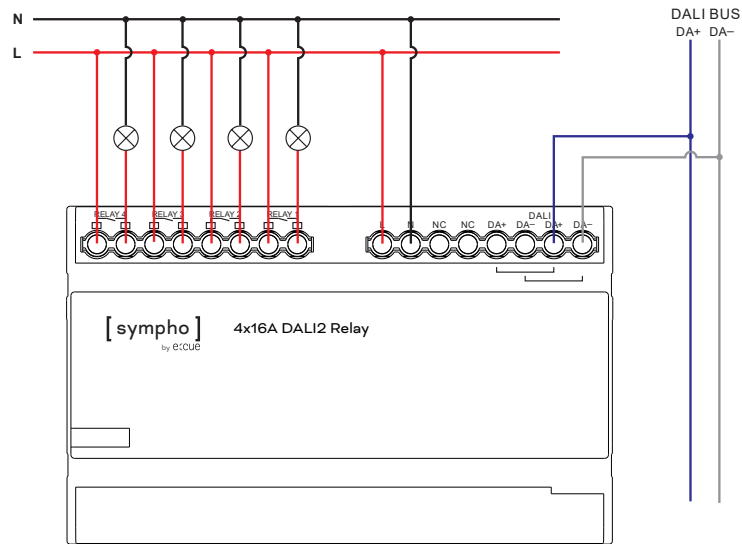


## Switching DC Voltage



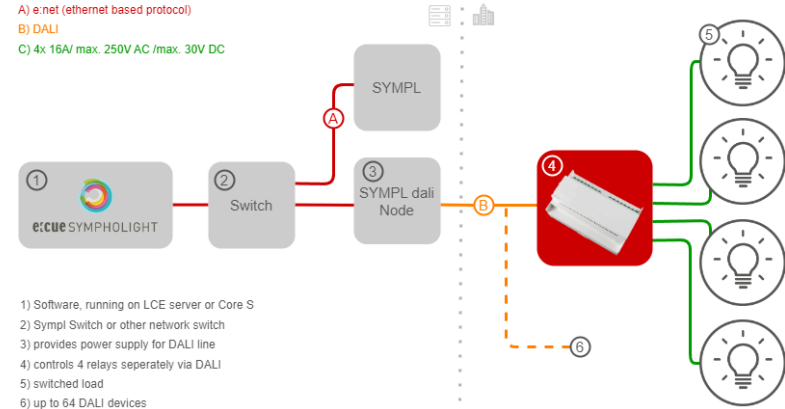
## Wiring Diagram

### Switching AC Voltage



## System Diagram

- A) e.net (ethernet based protocol)
- B) DALI
- C) 4x 16A/ max. 250V AC / max. 30V DC



- 1) Software, running on LCE server or Core S
- 2) SympL Switch or other network switch
- 3) provides power supply for DALI line
- 4) controls 4 relays separately via DALI
- 5) switched load
- 6) up to 64 DALI devices

## Operation

DALI addresses can be assigned by DALI Master controller automatically, please refer to the user manuals of compatible DALI Masters for specific operations.