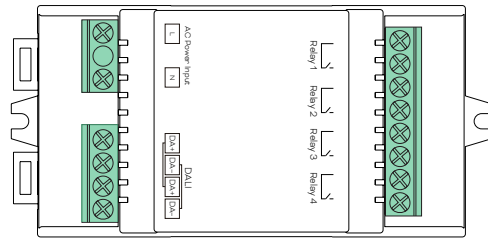


4x12A DALI2 Relay Instructions



Highlights

- 4 channels relay module
- Control 4 relays separately via DALI: Loads that do not have a DALI input can be integrated in the DALI circuit. The loads can be switched on and off via DALI.
- Zero crossing detection for switching 4 x 12A
- 4 DALI addresses can be assigned by DALI master controller automatically
- Compatible with universal DALI systems and master controllers in the market
- DIN rail installation, compatible with standard 35mm DIN rail

Delivery scope

Identcode

- | | |
|----------------------------|---------------|
| • SYMPHO 4x12A DALI2 Relay | CL23100278855 |
| • Welcome note | |
| • Instructions | |

Optional accessories

- | | |
|-------------------|-------------|
| • SYMPL dali Node | AB444230035 |
|-------------------|-------------|

Safety & Warnings



- Do not install with power applied to device.
- Do not expose the device to moisture.
- Read the instructions prior to installation.



For further product information and downloads see www.ecue.com.

Product specifications

Dimensions (W x H x D)	53 x 110 x 65 mm / 2.09 x 4.33 x 2.56 in
Weight	180 g
Material	PC
Mounting	On 35 mm DIN rail (EN 60715)
Installation condition	Indoor
Certificates	CE, UKCA, DALI-2, RoHS

Electrical information

Input Power	100 ... 240 V AC, 50/60 Hz
Power Consumption	max. 0.96 W (when relay contact closes or opens)
Control	DALI
Stripping Length	6 ... 7 mm / 0.24 ... 0.28 in

Interface specifications

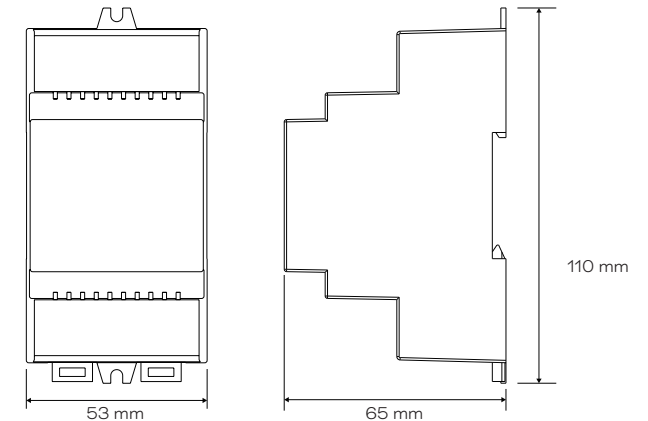
Input	1 x DALI wire gauge: 0.5 ... 2.5 mm ²
Output	4 x relay, NC, volt-free current: 4 x 12 A switching voltage: max. 250 V AC / 30 V DC
Load Type	Max. Load
Resistive,	4 x 2760 W @ 230 V AC
Inductive,	4 x 1320 W @ 110 V AC
Capacitive	
	wire gauge: 2.5 mm ² 4 DALI addresses
1 x DALI	wire gauge: 0.5 ... 2.5 mm ²

Environment

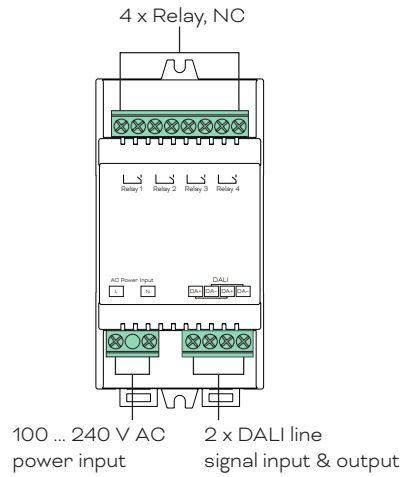
Operating Temperature Range	0 ... 45 °C / 32 .. 113 °F
Operating Humidity	5 ... 95% (non condensing)
Storage Temperature Range	-20 ... 50 °C / -4 ... 122 °F
Storage Humidity	5 ... 95% (non condensing)



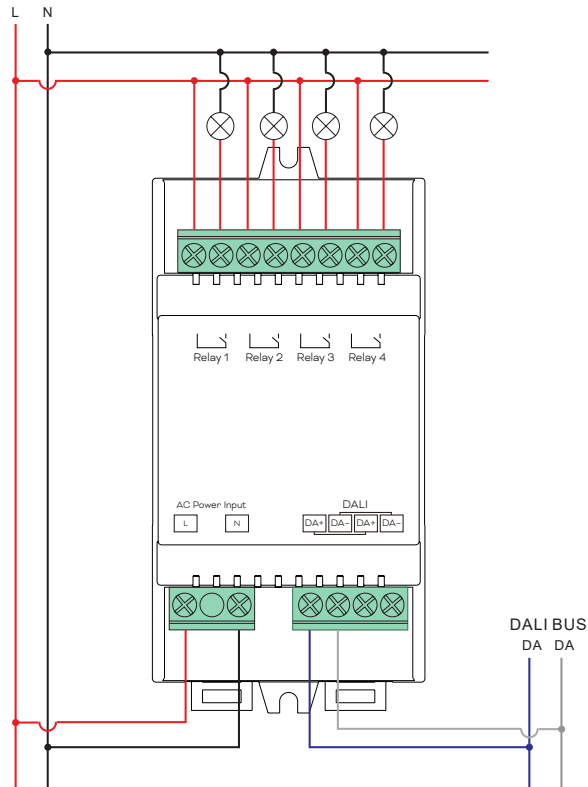
Dimensions



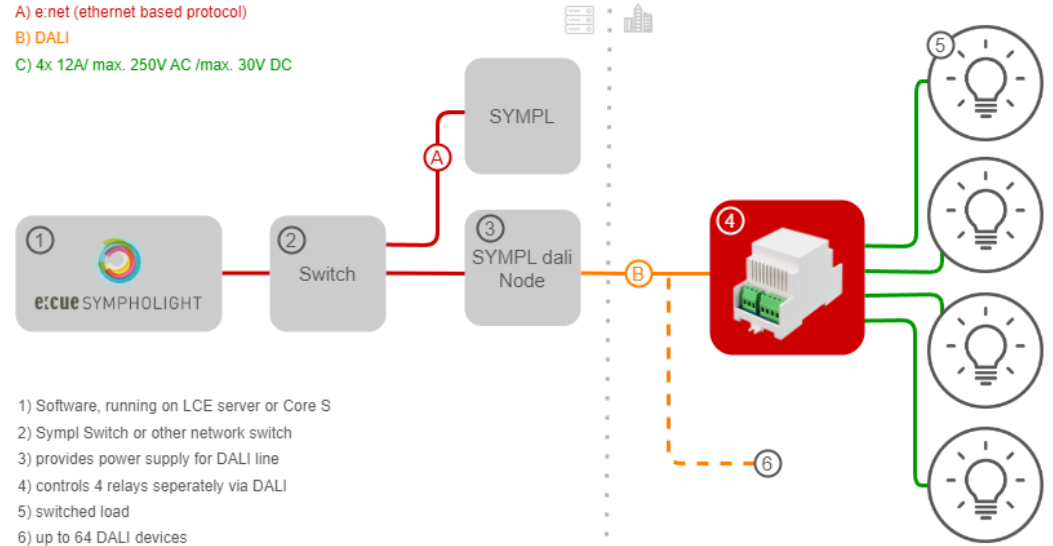
Connectors & Interfaces



Wiring Diagram



System Diagram



Operation

DALI addresses can be assigned by the DALI master controller automatically - please refer to the information for use of the DALI master controller for specific information.