



Project: _____

Type: _____



ProPoint Pixel White + Color Clear&Diffused Lens

The PROPOINT Pixel White + Color Clear Lens is an AC Line powered, high brightness, exterior luminaire. The luminaire is controllable via DMX512, and is connected using a daisy chain topology, allowing easy installation to form long run lengths. Remote Device Management (RDM) circuits are built into each luminaire which enables extensive control and monitoring of the entire installation. The PROPOINT Pixel White + Color Clear Lens has a low-profile and is ideal for many types of exterior architectural, retail, and hospitality façade accents or to provide powerful punch in media applications.

Product Specifications

Model	PROPOINT Pixel White + Color Clear Lens
Light Source	12 LEDs
Color Range	3000K / 4000K Standard 2700K, 3500K, 5000K, 6500K, Red, Green, Blue, Amber available ¹
Viewing Angle	100°
Luminous Flux	981 lm / 1098 lm
Efficacy	50 lm/W / 56 lm/W
Lumen Maintenance	L ₇₀ @ 25° 81,000 hours
Cover Lens	2.0mm UV stable polycarbonate
Housing	Die Cast Aluminum
Housing Finish Options	Gray (RAL7015), Black (RAL9005), White (RAL9003)
Size	144.8 x 81.3 x 119.4mm (5.7" x 3.2" x 4.7")
Weight	1.3 kgs (2.87 lbs.)
Regulatory/Product Certifications	cETLus, CE, FCC, RoHS, REACH, ASTM B117-16, ANSI 3G, IK10
Operating Temperature	-30°C to +50°C (-22°F to +122°F)
Minimum Starting Temperature	-20°C (-4°F)
Storage Temperature	-40°C to +80°C (-40°F to +176°F)
Environment	IP66 Outdoor, suitable for coastal environments
Humidity	85%, non-condensing

Electrical Specifications

Input Voltage²	100-277V _{AC} 50/60Hz
Power Consumption	20W
Power Factor	≥0.9

System Specifications

Power	AC Line
Control	DMX512, RDM Enabled
Power Supply	Integrated

1. No MOQ required. Please consult regional sales office for pricing and lead time.

2. Auto-switching. Single phase (line, neutral and ground).

LED CHARACTERISTICS: Because LEDs are semiconductor devices, their performances are subject to inherent variability commonly found in semiconductor industry. To improve consistency in performance across the same product, LED manufacturers "sort" LEDs into bins according to different preset parameters, such as forward driving voltage, illumination, etc. Whereas binning is a sorting function, it is not a correction process. Inherent variability in the manufacturing process always results in different binning distributions according to different production lots. Traxon uses automatically binned LEDs on its products, thereby minimizing output variations within the model range.

As with all electronic devices, LED output degrades over time – a term called lumen depreciation. This also explains why it is nearly impossible to expect photometric performances of two LED products with different service life spans to be the same. The rate of LED degrade is a complicated function involving many factors, such as operating efficiency, duration of continuous operation and, more significantly, environmental conditions (ambient temperature for example). If allowed, working under optimal operating temperature range and with good ventilation, LED devices enjoy long service lives over conventional light sources. When using/installing LED devices, care should be taken to ensure that the devices will operate within the operating conditions specified in respective product literature.

Lumen measurement complies with LM-79-08 standard.
Lumen maintenance is calculated based on LM-80 compliant measurement.



PROPOINT™ Pixel White + Color Clear&Diffused Lens

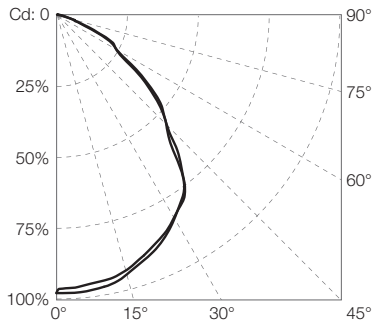
Photometrics

Source Specifications

LED Source	12 LEDs
Viewing Angle	100°
Cover Lens	Clear UV stable polycarbonate

Candela Distribution

Light Output



Color Temperature	Luminous Flux (lm)	Candela Distribution @100%	Efficacy (lm/W)
3000K	981.7	440.5	50.34
4000K	1098.6	473.1	55.77

Diagram based on Clear Lens 3000K

Illuminance at a Distance

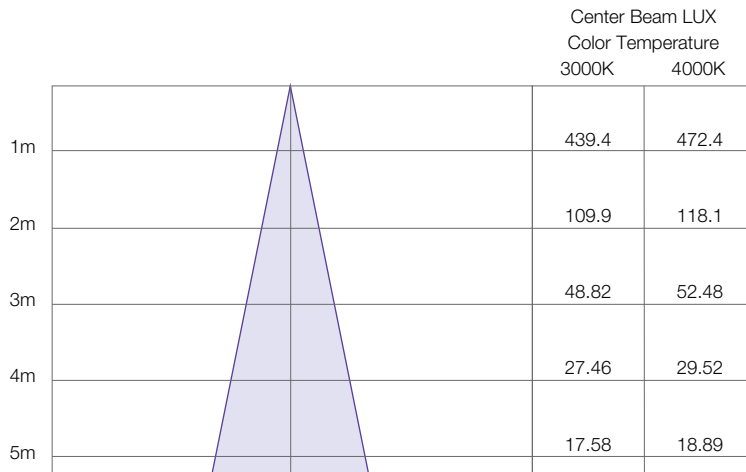


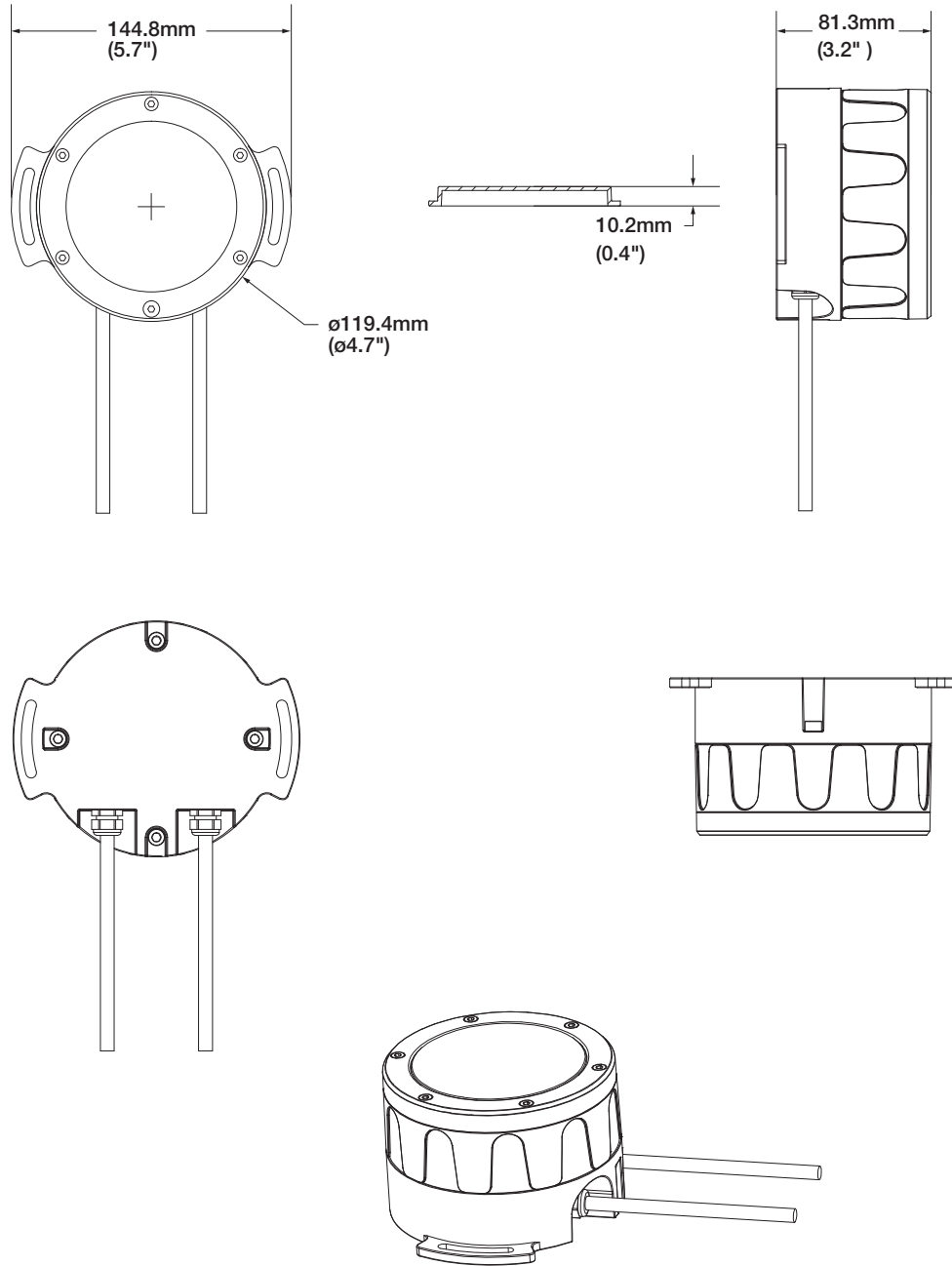
Diagram based on Clear Lens 3000K measurement
For feet multiply by 3.28

● Vert Spread: 95.8°
● Horiz Spread: 95.8°
For fc divide by 10.7



PROPOINT™ Pixel White + Color Clear&Diffused Lens

Dimensions



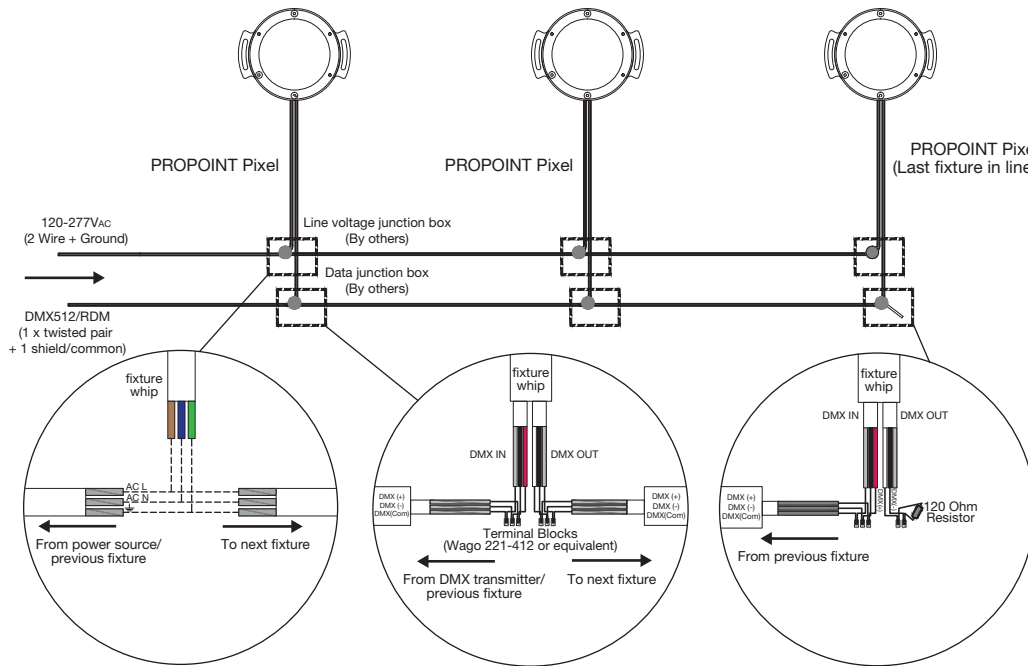
ProPoint Pixel open wire cable lengths

	Power input cable	Data in/out cable (combined)
Cable Length (open wire)	1830mm (72")	1830mm (72")



PROPOINT™ Pixel White + Color Clear&Diffused Lens System Diagram

- PROPOINT Pixel fixtures ship with two cable whips: One cable whip for power input, consisting of two wires plus a ground, and one cable whip for DMX512 RDM input/output.
- No more than (32) fixtures on a single DMX512 link, max 300m total (source to last fixture).
- Data cabling from DMX source to first fixture and between subsequent PROPOINT Pixel fixtures shall be Cat5e UTP or higher (stranded type only) or other cable type suitable for DMX communication. Consult DMX standard for additional guidance.



- Each DMX512 link must be properly terminated to prevent signal reflections.

General Notes

- All data cabling must adhere to ANSI E1.11-2008 (R2013) – Entertainment Technology – USITT DMX512-A, Asynchronous Serial Digital Data Transmission Standard for Controlling Lighting Equipment and Accessories.
- Fixture is RDM compatible.
- Fixtures allow a universal input of 100V_{AC} to 277V_{AC}.
- Data termination shall utilize cage clamp terminal blocks, or equivalent. Wire nuts are not permissible and will void warranty.
- The method of line voltage termination, both for data and power, is at the discretion of the installing contractor, and/or engineer. Splicing and/or joining of cables must adhere to all applicable electrical codes.
- Cables must be spliced/joined in a weatherproof enclosure/junction box, which is to be properly rated and provided by others.



PROPOINT™ Pixel White + Color Clear&Diffused Lens

Ordering

Model Number

PP	X1	9	X	X	X	0	X
PROPOINT	Pixel	Control	Color	CCT	Lens		Finish
		9: DMX	1: White	3: 3000K	1: Clear Lens		1: Gray
			2: DW	4: 4000K	2: Diffused Dome		2: Black
			4: RGBW	7: 2200K-6500K (DW)	3: Diffused Prism		3: White
			A: RGB		4: Diffused Drum		
					5: Diffused Lens		

Fixtures

Model Number	Description	Item Code
PP.X1.913101	PROPOINT Pixel 3000K Clear Lens Gray	AM369200055
PP.X1.913102	PROPOINT Pixel 3000K Clear Lens Black	AM369250055
PP.X1.913103	PROPOINT Pixel 3000K Clear Lens White	AM369300055
PP.X1.913501	PROPOINT Pixel 3000K Diffused Lens Gray	AM369160055
PP.X1.913502	PROPOINT Pixel 3000K Diffused Lens Black	AM369210055
PP.X1.913503	PROPOINT Pixel 3000K Diffused Lens White	AM369260055
PP.X1.914101	PROPOINT Pixel 4000K Clear Lens Gray	AM369440055
PP.X1.914102	PROPOINT Pixel 4000K Clear Lens Black	AM369490055
PP.X1.914103	PROPOINT Pixel 4000K Clear Lens White	AM369540055
PP.X1.914501	PROPOINT Pixel 4000K Diffused Lens Gray	AM369400055
PP.X1.914502	PROPOINT Pixel 4000K Diffused Lens Black	AM369450055
PP.X1.914503	PROPOINT Pixel 4000K Diffused Lens White	AM369500055

Accessories

Model Number	Description	Item Code
AM243520054	PROPOINT Termination Kit	AM243520054